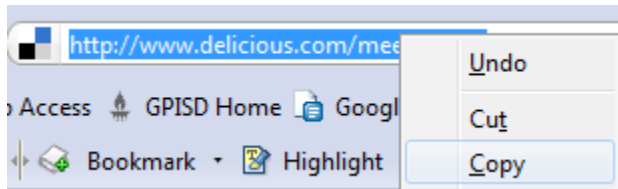


Create a Hyperlink - Text

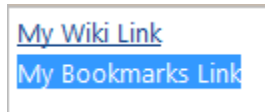
1. Copy the URL (web address).



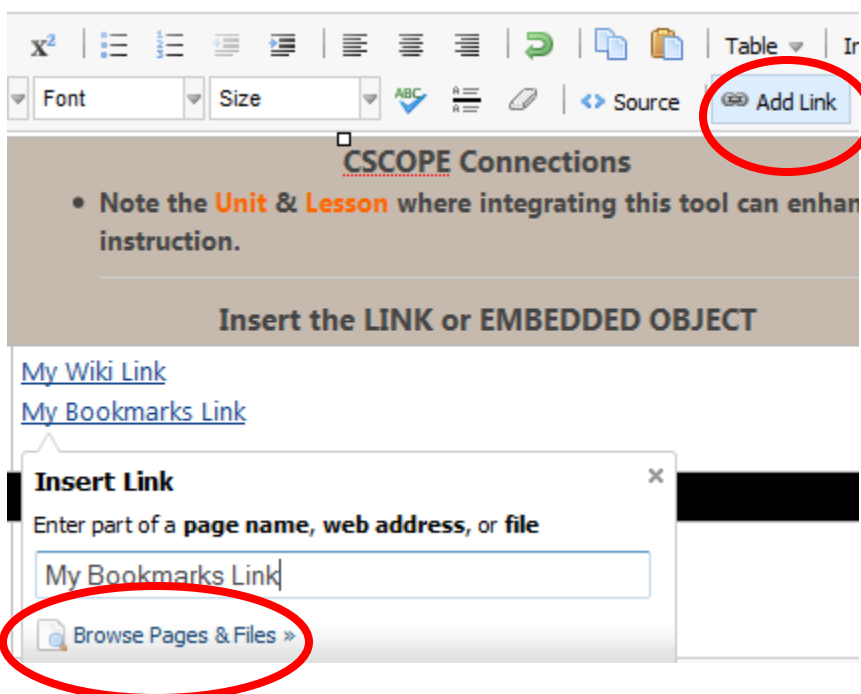
2. Click **Edit** at the top of the page where you want to add a link.



3. Highlight the text that you want to link.






4. Click the **Add Link** button on the toolbar, and then click **Browse Pages and Files**.



Create a Hyperlink - Text

5. Click the **Web Address** button. Paste the **URL** and check **Open in new window**. Click the **Insert Link** button.

Insert Link

 Pages & Files	URL: <input type="text" value="http://www.delicious.com/meeshell833"/>
 Web Address	<input checked="" type="checkbox"/> Open in new window
 Email Address	

6. A hyperlink box will appear. Click “x” to close it.

My Wiki Link
My Bookmarks Link

Open URL: <http://www.delicious.com/meeshell833> - [edit](#) - [remove](#) x

7. Click **Save** at the bottom of your page.
8. Your text is now linked to the website. Click the link to test it out!